



3" and 4" submersible pumps with motor

Made in China



Catalogue 60 Hz

D2021

Applications

For water supply from wells or reservoirs
 For domestic use, for civil and industrial applications
 For garden use and irrigation

Operating conditions

Maximum fluid temperature up to +35°C
 Maximum sand content: 0.25%
 Minimum well diameter: 3"

Motor and Pump

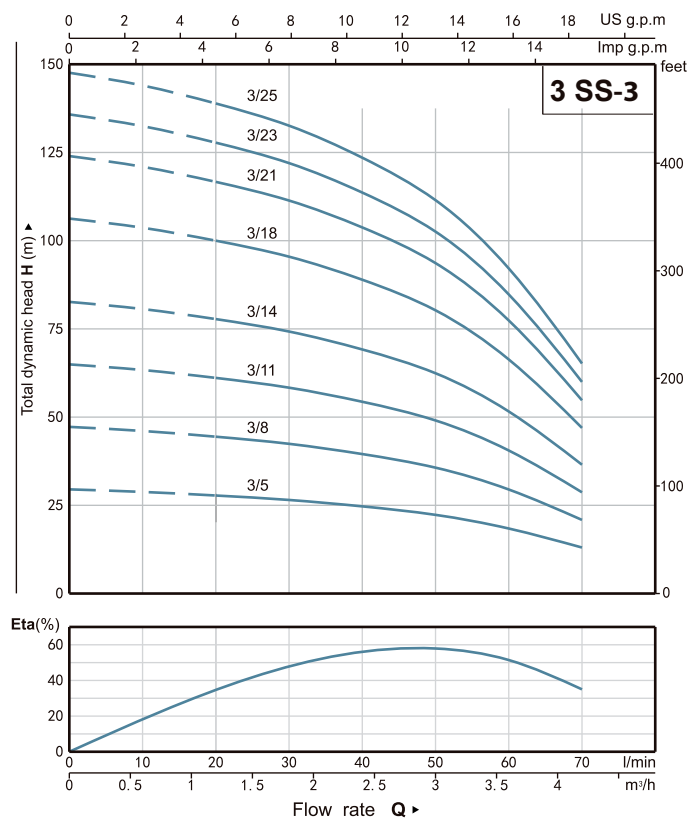
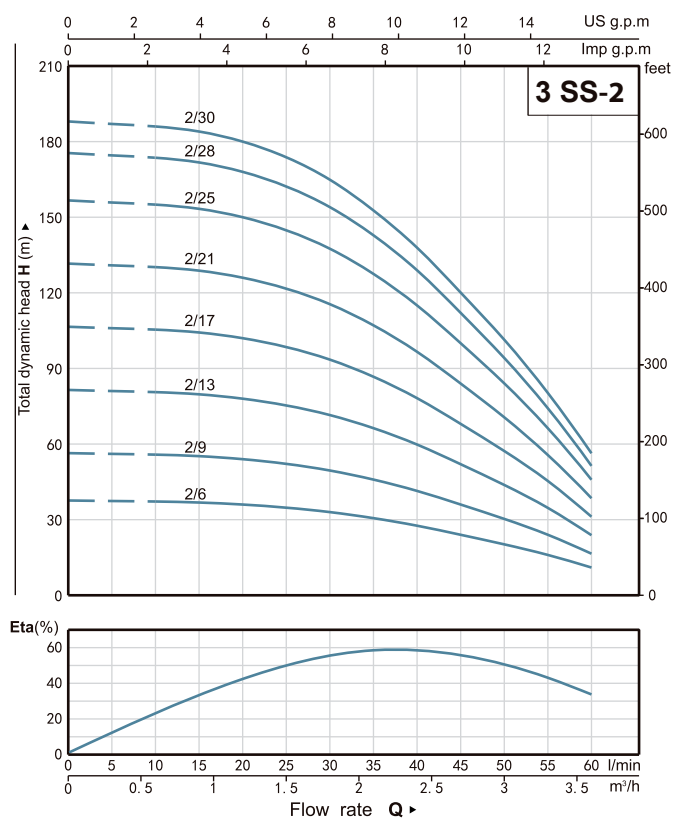
Rewindable motor
Three-phase: 220V/60Hz or 380V/60Hz
Single-phase: 110V/60Hz or 220V/60Hz
 Equip with start control box or digital auto-control box
 Pumps are designed by casing stressed
 Curve tolerance according to ISO 9906

Options on request

Special mechanical seal
 Other voltages or frequency 50Hz
 Single phase motor with built-in capacitor



Components	Material
Pump external casing	AISI 304 SS
Delivery casing	AISI 304 SS
Suction lantern	AISI 304 SS
Diffuser	Plastic.PC
Impeller	Plastic.POM
Shaft	AISI 304 SS
Shaft coupling	AISI 304 SS
Wear ring	AISI 304 SS
Motor external casing	AISI 304 SS
Top chock	AISI 304 SS
Bottom support	AISI 304 SS
Mechanical seal	Special seal for deep well(Graphite-Ceramic/TC)
Shaft	AISI 304 SS
Seal lubricant oil	Oil for food machinery and pharmaceutic use.

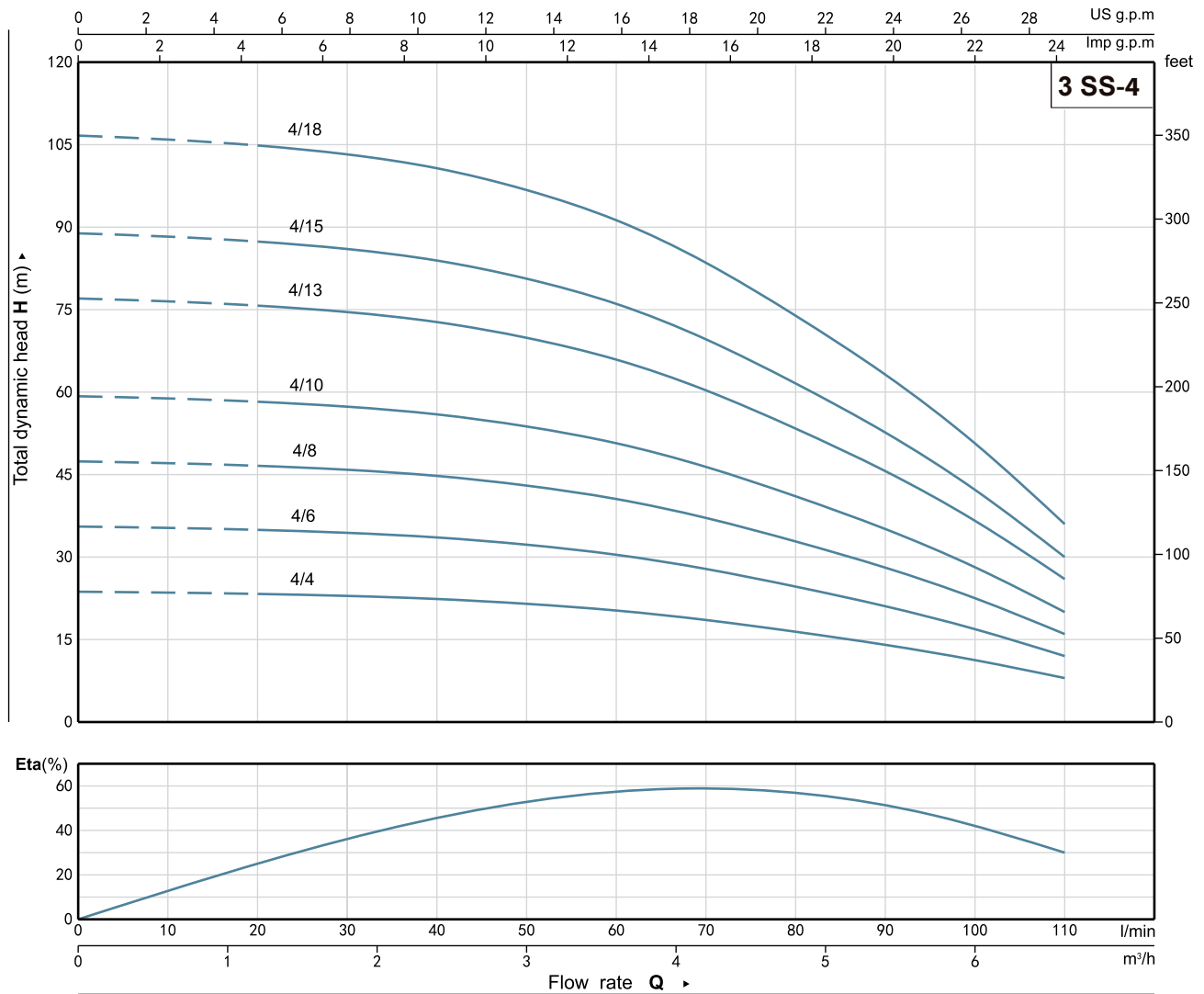


PERFORMANCE DATA 60Hz

MODEL		P ₂		DELIVERY n ≈ 3450 1/min													
1 ~ 110V/220V	3 ~ 220V/380V	kW	HP	Q	m³/h												
					0	0.3	0.6	0.9	1.2	1.5	1.8	2.1	2.4	2.7	3.0	3.3	3.6
				l/min	0	5	10	15	20	25	30	35	40	45	50	55	60
M2/6	2/6	0.25	0.33	H(m)	38	37	37	37	36	35	33	31	28	24	20	16	11
M2/9	2/9	0.37	0.5		56	56	56	55	54	52	49	46	41	36	30	24	16
M2/13	2/13	0.55	0.75		81	81	81	80	78	75	71	66	60	52	44	35	24
M2/17	2/17	0.75	1		107	106	105	104	102	98	93	87	78	68	57	45	31
M2/21	2/21	0.92	1.25		132	131	130	129	126	121	115	107	97	84	71	56	38
M2/25	2/25	1.1	1.5		157	156	155	153	150	144	137	127	115	100	84	67	46
M2/28	2/28	1.5	2		175	175	174	172	168	161	154	143	129	112	94	75	51
M2/30	2/30	1.5	2		188	187	186	184	180	173	165	153	138	120	101	80	55

PERFORMANCE DATA 60Hz

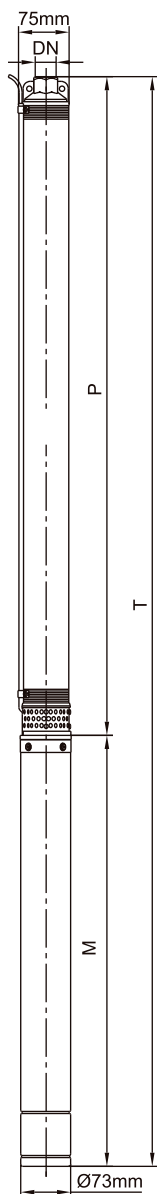
MODEL		P ₂		DELIVERY n ≈ 3450 1/min									
1 ~ 110V/220V	3 ~ 220V/380V	kW	HP	Q	m³/h								
					0	0.6	1.2	1.8	2.4	3.0	3.6	4.2	
				l/min	0	10	20	30	40	50	60	70	
M3/5	3/5	0.25	0.33	H(m)	29	29	28	27	25	23	18	13	
M3/8	3/8	0.37	0.5		47	46	45	43	39	36	29	20	
M3/11	3/11	0.55	0.75		64	63	61	59	54	50	40	28	
M3/14	3/14	0.75	1		82	81	78	75	69	63	51	35	
M3/18	3/18	0.92	1.25		105	104	100	97	88	81	65	45	
M3/21	3/21	1.1	1.5		123	121	117	113	103	95	76	53	
M3/23	3/23	1.5	2		135	133	128	124	113	104	83	58	
M3/25	3/25	1.5	2		146	144	139	135	123	113	90	63	



PERFORMANCE DATA 60Hz

MODEL		P ₂		DELIVERY													
1 ~ 110V/220V	3 ~ 220V/380V	kW	HP	Q	n≈3450 1/min												
					0	0.6	1.2	1.8	2.4	3.0	3.6	4.2	4.8	5.4	6.0	6.6	
					0	10	20	30	40	50	60	70	80	90	100	110	
M4/4	4/4	0.25	0.33	H(m)	24	24	23	23	23	22	20	19	16	14	11	8	
M4/6	4/6	0.37	0.5		36	35	35	35	34	32	31	28	25	21	17	12	
M4/8	4/8	0.55	0.75		48	47	47	46	45	43	41	37	33	28	23	16	
M4/10	4/10	0.75	1		59	59	58	58	57	54	51	47	41	35	28	19	
M4/13	4/13	0.92	1.25		77	77	76	75	74	70	66	61	53	46	37	25	
M4/15	4/15	1.1	1.5		89	88	88	87	85	81	77	70	62	53	43	29	
M4/18	4/18	1.5	2		107	106	105	104	102	97	92	84	74	63	51	35	

DIMENSION AND WEIGHT



MODEL		DN	DIMENSION(mm)					WEIGHT(kg)				
1~ 110V/220V	3~ 220V/380V		P	M(s)	M(T)	T(s)	T(T)	P	M(s)	M(T)	T(s)	T(T)
M2/6	2/6	1" 1/4"	249	308	288	557	537	1.6	4.8	4.0	6.4	5.6
M2/9	2/9	1" 1/4"	318	338	308	656	626	1.9	5.6	4.8	7.5	6.7
M2/13	2/13	1" 1/4"	410	368	338	778	748	2.2	6.4	5.6	8.6	7.8
M2/17	2/17	1" 1/4"	527	408	368	935	895	2.6	7.5	6.4	10.1	9.0
M2/21	2/21	1" 1/4"	618	448	408	1066	1026	3.0	8.7	7.5	11.7	10.5
M2/25	2/25	1" 1/4"	710	493	448	1203	1158	3.4	10.0	8.7	13.4	12.1
M2/28	2/28	1" 1/4"	779	543	493	1322	1272	3.7	11.3	10.0	15.0	13.7
M2/30	2/30	1" 1/4"	825	543	493	1368	1318	3.9	11.3	10.0	15.2	13.9

MODEL		DN	DIMENSION(mm)					WEIGHT(kg)				
1~ 110V/220V	3~ 220V/380V		P	M(s)	M(T)	T(s)	T(T)	P	M(s)	M(T)	T(s)	T(T)
M3/5	3/5	1" 1/4"/1 1/2"	324	308	288	632	612	1.5	4.8	4.0	6.3	5.5
M3/8	3/8	1" 1/4"/1 1/2"	402	338	308	740	710	1.8	5.6	4.8	7.4	6.6
M3/11	3/11	1" 1/4"/1 1/2"	480	368	338	848	818	2.1	6.4	5.6	8.5	7.7
M3/14	3/14	1" 1/4"/1 1/2"	558	408	368	966	926	2.3	7.5	6.4	9.8	8.7
M3/18	3/18	1" 1/4"/1 1/2"	686	448	408	1134	1094	2.7	8.7	7.5	11.4	10.2
M3/21	3/21	1" 1/4"/1 1/2"	764	493	448	1257	1212	3.0	10.0	8.7	13.0	11.7
M3/23	3/23	1" 1/4"/1 1/2"	816	543	493	1359	1309	3.2	11.3	10.0	14.5	13.2
M3/25	3/25	1" 1/4"/1 1/2"	868	543	493	1411	1361	3.4	11.3	10.0	14.7	13.4

MODEL		DN	DIMENSION(mm)					WEIGHT(kg)				
1~ 110V/220V	3~ 220V/380V		P	M(s)	M(T)	T(s)	T(T)	P	M(s)	M(T)	T(s)	T(T)
M4/4	4/4	1 1/4"/1 1/2"	319	308	288	627	607	1.4	4.8	4.0	6.2	5.4
M4/6	4/6	1 1/4"/1 1/2"	382	338	308	720	690	1.6	5.6	4.8	7.2	6.4
M4/8	4/8	1 1/4"/1 1/2"	445	368	338	813	783	1.8	6.4	5.6	8.2	7.4
M4/10	4/10	1 1/4"/1 1/2"	508	408	368	916	876	2.0	7.5	6.4	9.5	8.4
M4/13	4/13	1 1/4"/1 1/2"	627	448	408	1075	1035	2.3	8.7	7.5	11.0	9.8
M4/15	4/15	1 1/4"/1 1/2"	690	493	448	1183	1138	2.5	10.0	8.7	12.5	11.2
M4/18	4/18	1 1/4"/1 1/2"	785	543	493	1328	1278	2.8	11.3	10.0	14.1	12.8

Applications

For water supply from wells or reservoirs
 For domestic use, for civil and industrial applications
 For garden use and irrigation

Operating conditions

Maximum fluid temperature up to +35°C
 Maximum sand content: 0.25%
 Minimum well diameter: 4"

Motor and Pump

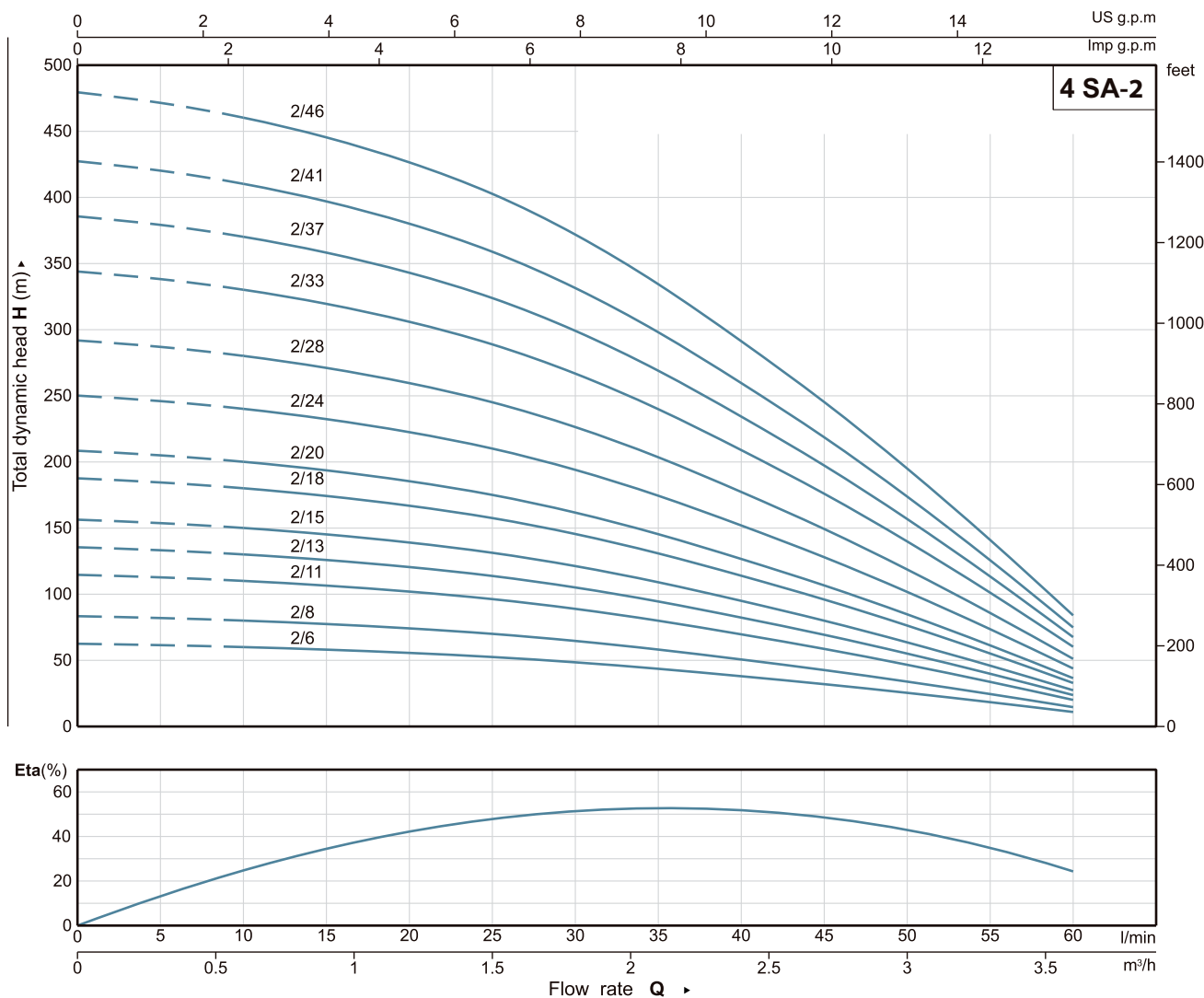
Rewindable motor
Three-phase: 220V/60Hz or 380V/60Hz
Single-phase: 110V/60Hz or 220V/60Hz
 Equip with start control box or digital auto-control box
 Pumps are designed by casing stressed
NEMA dimension standards
 Curve tolerance according to ISO 9906

Options on request

Special mechanical seal
 Other voltages or frequency 50Hz
 Single phase motor with built-in capacitor

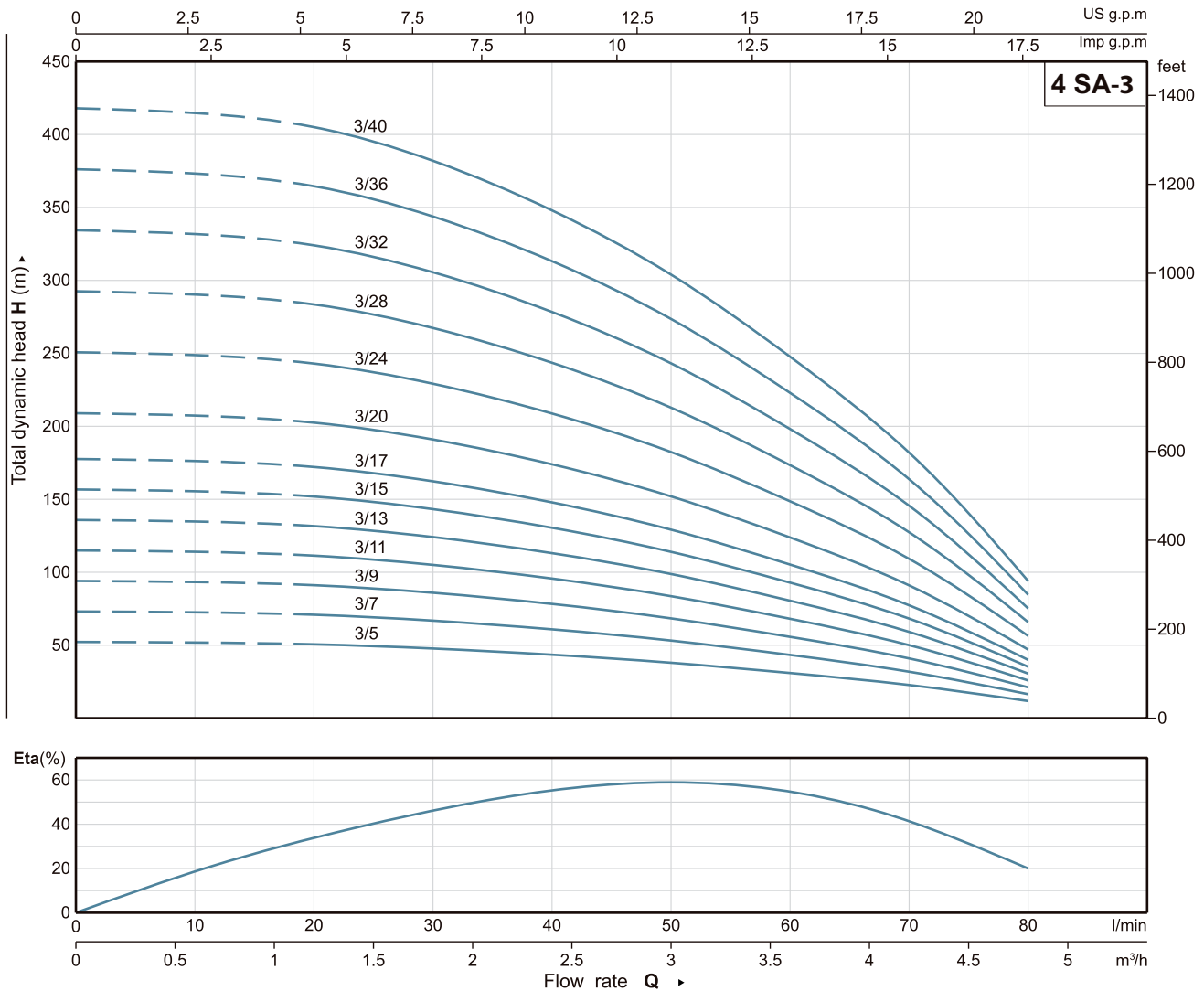


Components	Material
Pump external casing	AISI 304 SS
Delivery casing	AISI 304 SS
Suction lantern	AISI 304 SS
Diffuser	Plastic.PC
Impeller	Plastic.POM
Shaft	AISI 304 SS
Shaft coupling	AISI 304 SS
Wear ring	AISI 304 SS
Motor external casing	AISI 304 SS
Top chock	AISI 304 SS
Bottom support	AISI 304 SS
Mechanical seal	Special seal for deep well(Graphite-Ceramic)
Shaft	AISI 304 SS
Seal lubricant oil	Oil for food machinery and pharmaceutic use.



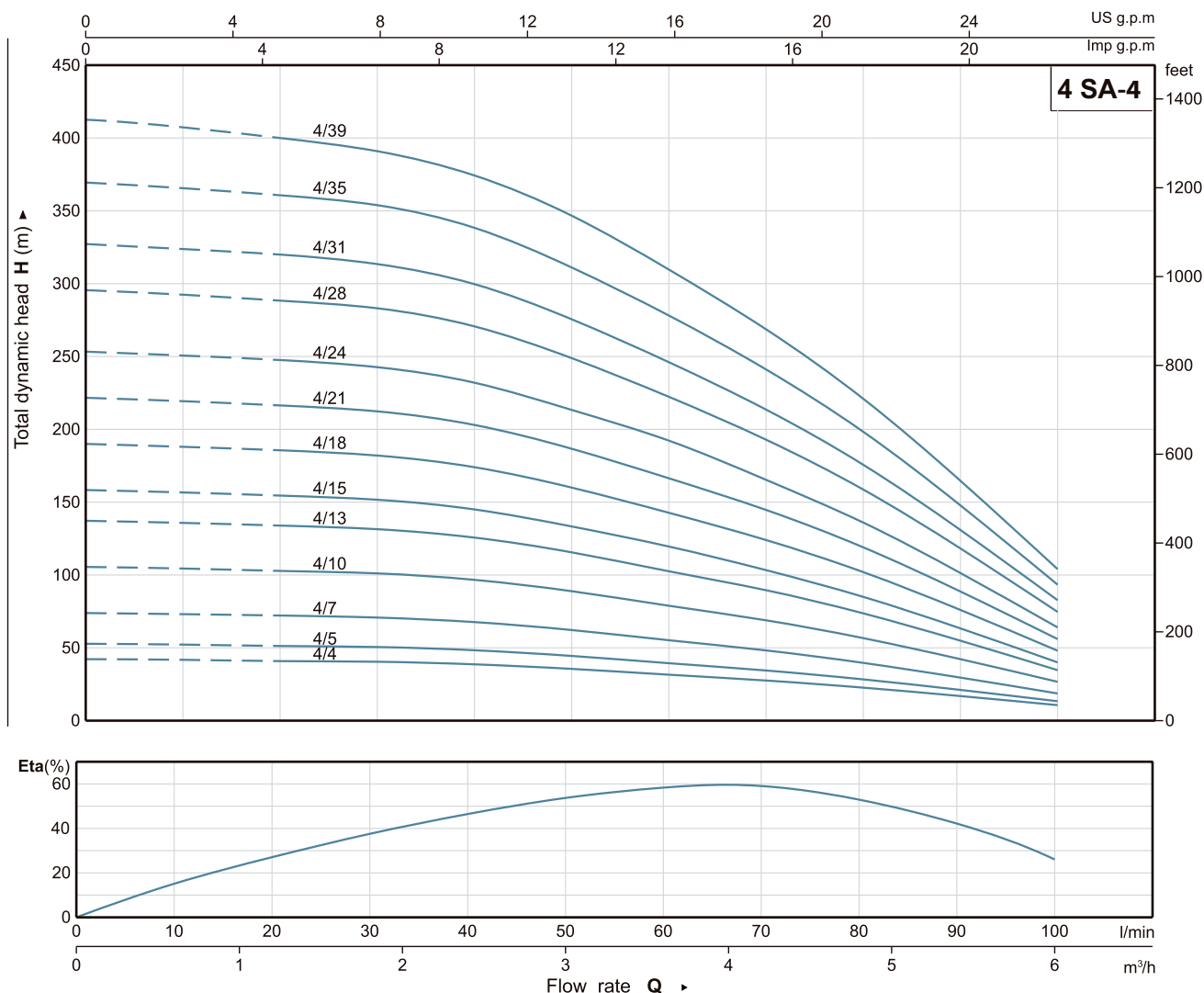
PERFORMANCE DATA 60Hz

MODEL		P ₂		DELIVERY n≈3450 1/min													
1~ 110V/220V	3~ 220V/380V	kW	HP	Q	0	0.3	0.6	0.9	1.2	1.5	1.8	2.1	2.4	2.7	3.0	3.3	3.6
					0	5	10	15	20	25	30	35	40	45	50	55	60
M2/6	2/6	0.37	0.5	H(m)	63	61	60	58	56	53	48	44	38	32	25	18	11
M2/8	2/8	0.55	0.75		83	82	80	77	74	70	64	58	51	43	34	25	15
M2/11	2/11	0.75	1		115	113	110	106	102	96	88	80	70	59	47	34	20
M2/13	2/13	0.92	1.25		136	133	130	126	120	114	104	94	82	69	55	40	24
M2/15	2/15	1.1	1.5		157	154	150	145	139	131	120	109	95	80	64	46	27
M2/18	2/18	1.3	1.75		188	184	180	174	167	158	144	131	114	96	76	55	33
M2/20	2/20	1.5	2		209	205	200	193	185	175	160	145	127	107	85	61	37
M2/24	2/24	1.8	2.5		250	246	240	232	222	210	192	174	152	128	102	74	44
M2/28	2/28	2.2	3		292	287	280	271	259	245	224	203	177	149	119	86	51
-	2/33	2.6	3.5		344	338	330	319	306	289	264	240	209	176	140	101	60
-	2/37	3	4		386	379	370	358	343	324	296	269	234	197	157	113	68
-	2/41	3.7	5		428	420	410	397	380	359	328	298	259	218	174	126	75
-	2/46	4	5.5		480	471	460	445	426	403	368	334	291	245	195	141	84



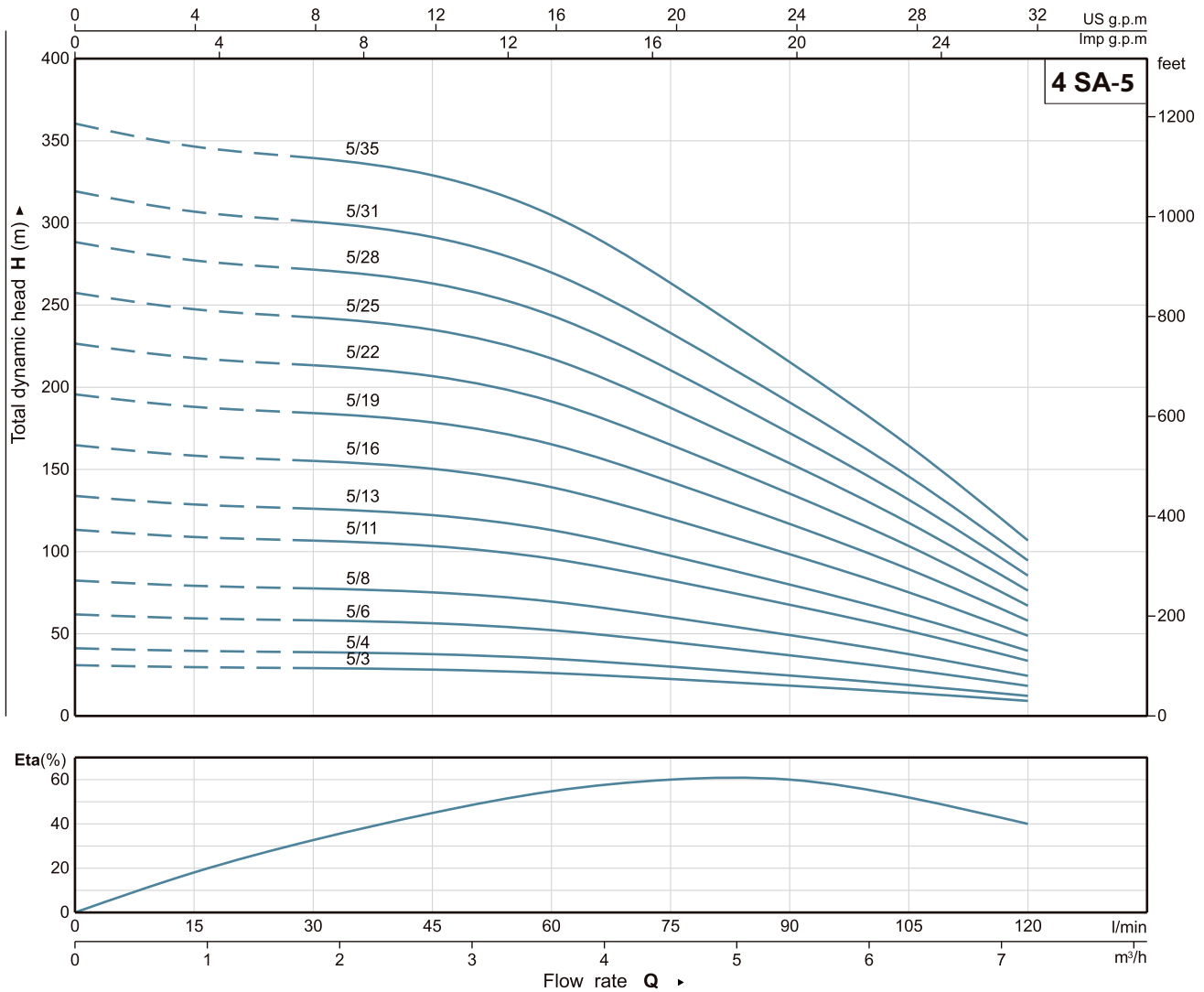
PERFORMANCE DATA 60Hz

MODEL		P ₂		DELIVERY									
1~ 110V/220V	3~ 220V/380V	kW	HP	n≈3450 1/min									
				Q	0	0.6	1.2	1.8	2.4	3.0	3.6	4.2	4.8
				m³/h l/min	0	10	20	30	40	50	60	70	80
M3/5	3/5	0.37	0.5	H(m)	52	51	51	48	43	38	30	23	12
M3/7	3/7	0.55	0.75		72	72	71	67	61	53	42	32	17
M3/9	3/9	0.75	1		93	92	91	86	78	68	54	41	22
M3/11	3/11	0.92	1.25		114	113	112	105	95	83	66	50	27
M3/13	3/13	1.1	1.5		135	133	132	124	112	98	78	59	32
M3/15	3/15	1.3	1.75		155	154	152	143	130	113	90	68	37
M3/17	3/17	1.5	2		176	174	173	162	147	128	102	76	42
M3/20	3/20	1.8	2.5		207	205	203	191	173	151	120	90	49
M3/24	3/24	2.2	3		248	246	244	229	208	181	144	108	59
-	3/28	2.6	3.5		290	287	284	267	242	211	168	126	69
-	3/32	3	4		331	328	325	306	277	242	192	144	78
-	3/36	3.7	5		373	369	365	344	311	272	216	162	88
-	3/40	4	5.5		414	410	406	382	346	302	240	180	98



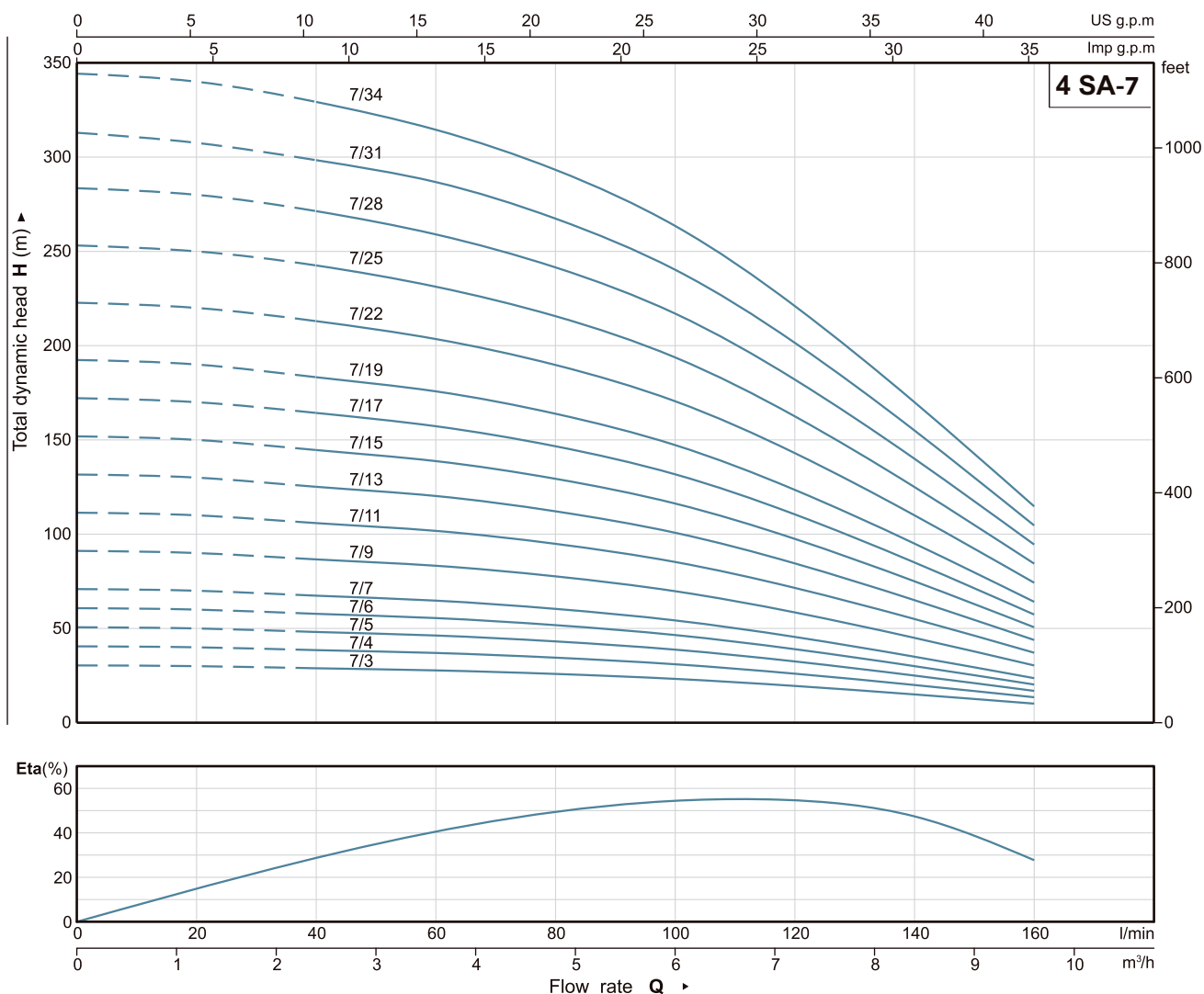
PERFORMANCE DATA 60Hz

MODEL		P ₂		DELIVERY															
1~ 110V/220V	3~ 220V/380V	kW	HP	Q	n≈3450 1/min														
					m³/h	0	0.6	1.2	1.8	2.4	3.0	3.6	4.2	4.8	5.4	6.0			
				l/min	0	10	20	30	40	50	60	70	80	90	100				
M4/4	4/4	0.37	0.5	H(m)	42	42	40	40	38	36	32	28	23	17	11				
M4/5	4/5	0.55	0.75		53	52	51	50	48	44	39	34	28	21	13				
M4/7	4/7	0.75	1		74	73	71	70	67	62	55	48	40	30	19				
M4/10	4/10	1.1	1.5		106	104	101	100	96	89	79	69	57	42	27				
M4/13	4/13	1.5	2		137	136	131	130	124	116	103	90	74	55	35				
M4/15	4/15	1.8	2.5		158	157	152	150	143	133	118	103	85	63	40				
M4/18	4/18	2.2	3		190	188	182	180	172	160	142	124	102	76	48				
-	4/21	2.6	3.5		222	219	212	210	201	187	166	145	119	89	56				
-	4/24	3	4		253	251	243	240	229	213	189	165	136	101	64				
-	4/28	3.7	5		296	292	283	280	268	249	221	193	159	118	75				
-	4/31	4	5.5		327	324	313	310	296	276	245	214	176	131	83				
-	4/35	5	7		369	366	354	350	334	311	276	241	198	148	93				
-	4/39	5.5	7.5		412	407	394	390	373	347	308	269	221	165	104				



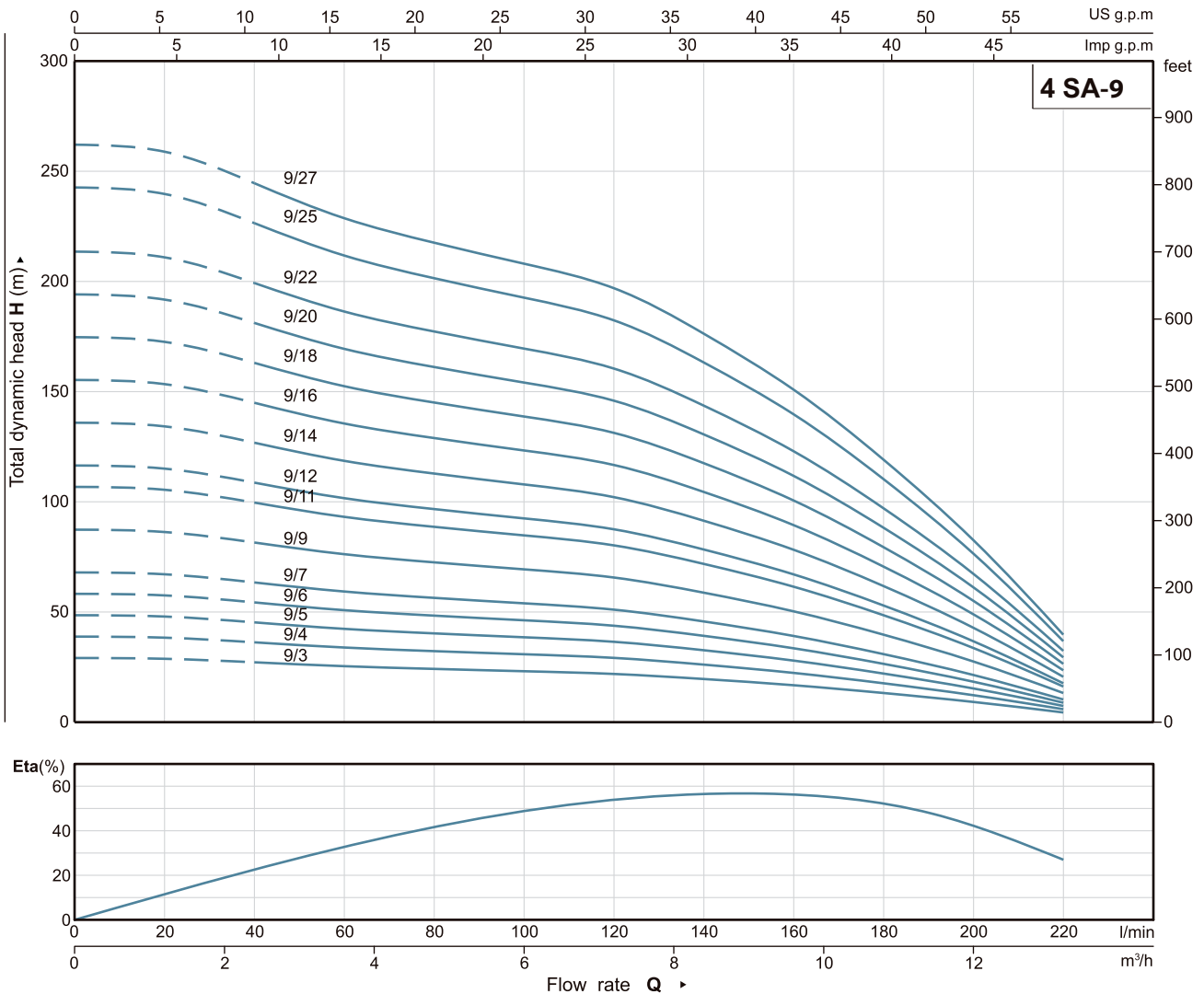
PERFORMANCE DATA 60Hz

MODEL		P ₂		DELIVERY											
1~ 110V/220V	3~ 220V/380V	kW	HP	Q	n≈3450 1/min										
					m ³ /h	0	0.9	1.8	2.7	3.6	4.5	5.4	6.3	7.2	
				l/min	0	15	30	45	60	75	90	105	120		
M5/3	5/3	0.37	0.5	H(m)	32	30	29	28	26	23	18	14	9		
M5/4	5/4	0.55	0.75		42	40	39	38	35	30	25	19	12		
M5/6	5/6	0.75	1		63	60	58	56	52	45	37	28	18		
M5/8	5/8	1.1	1.5		84	80	78	75	70	60	49	38	24		
M5/11	5/11	1.5	2		116	110	107	103	96	83	68	52	34		
M5/13	5/13	1.8	2.5		137	130	126	122	113	98	80	61	40		
M5/16	5/16	2.2	3		168	160	155	150	139	120	98	75	49		
-	5/19	2.6	3.5		200	190	185	179	166	143	117	90	58		
-	5/22	3	4		231	220	214	207	192	165	135	104	67		
-	5/25	3.7	5		263	250	243	235	218	188	154	118	76		
-	5/28	4	5.5		294	280	272	263	244	210	172	132	86		
-	5/31	5	7		326	310	301	291	270	233	190	146	95		
-	5/35	5.5	7.5		368	350	340	329	305	263	215	165	107		



PERFORMANCE DATA 60Hz

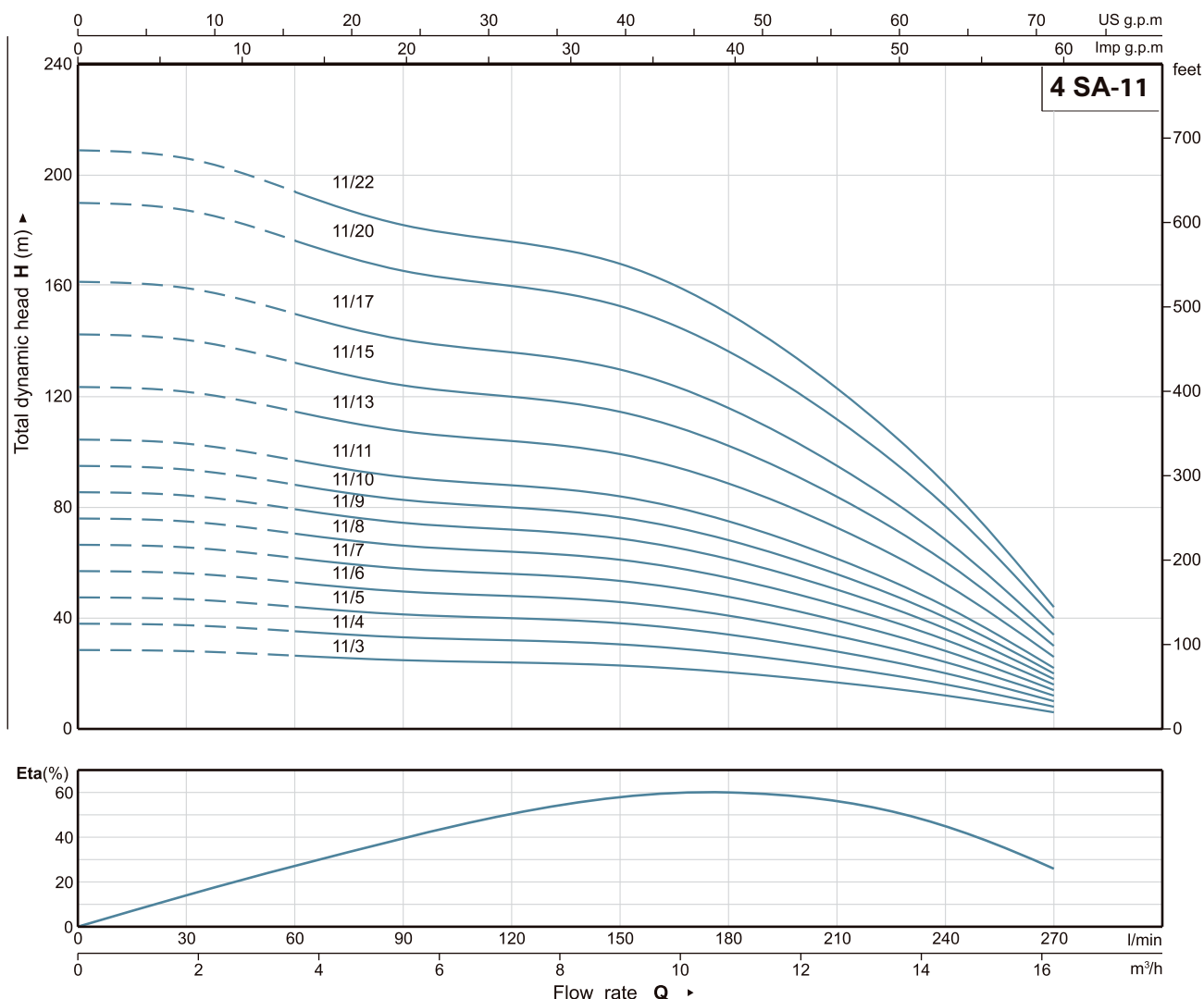
MODEL		P ₂		DELIVERY										
1~ 110V/220V	3~ 220V/380V	kW	HP	Q	n≈3450 1/min									
					m³/h l/min	0	1.2	2.4	3.6	4.8	6.0	7.2	8.4	9.6
M7/3	7/3	0.55	0.75	H(m)	30	30	29	28	26	23	20	15	10	
M7/4	7/4	0.75	1		41	40	39	37	35	31	26	20	14	
M7/5	7/5	0.92	1.25		51	50	48	46	43	39	33	25	17	
M7/6	7/6	1.1	1.5		61	60	58	56	52	47	39	30	20	
M7/7	7/7	1.3	1.75		71	70	67	65	60	54	46	35	24	
M7/9	7/9	1.5	2		91	90	87	83	78	70	59	45	30	
M7/11	7/11	1.8	2.5		111	110	106	102	95	85	72	55	37	
M7/13	7/13	2.2	3		132	130	125	120	112	101	85	65	44	
-	7/15	2.6	3.5		152	150	144	139	129	116	98	75	51	
-	7/17	3	4		172	170	164	157	147	132	111	85	57	
-	7/19	3.7	5		192	190	183	176	164	147	124	95	64	
-	7/22	4	5.5		223	220	212	204	190	171	143	110	74	
-	7/25	5	7		253	250	241	231	216	194	163	125	84	
-	7/28	5.5	7.5		284	280	270	259	242	217	182	140	95	
-	7/31	7	10	314	310	298	287	267	240	202	155	105		
-	7/34	7.5	10	344	340	327	315	293	264	221	170	115		



PERFORMANCE DATA 60Hz

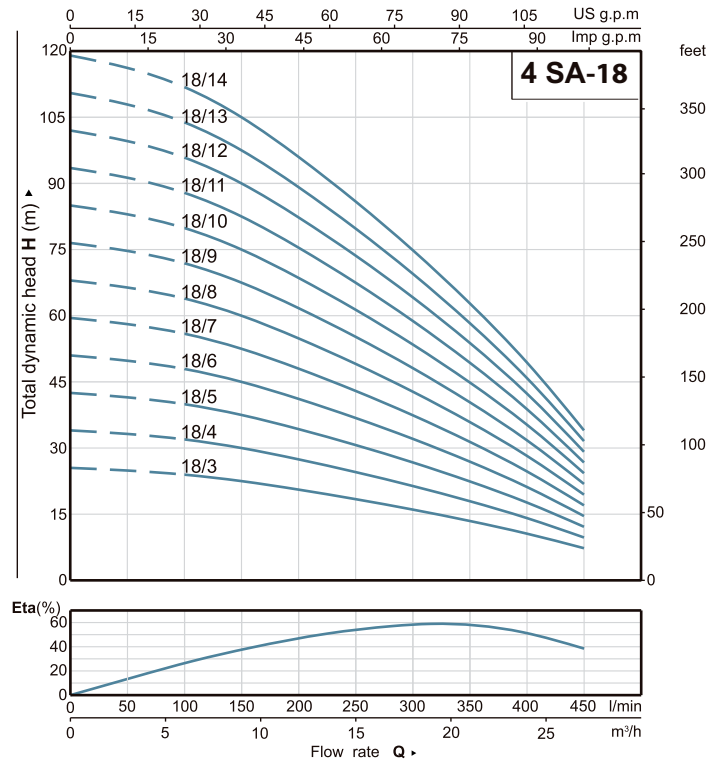
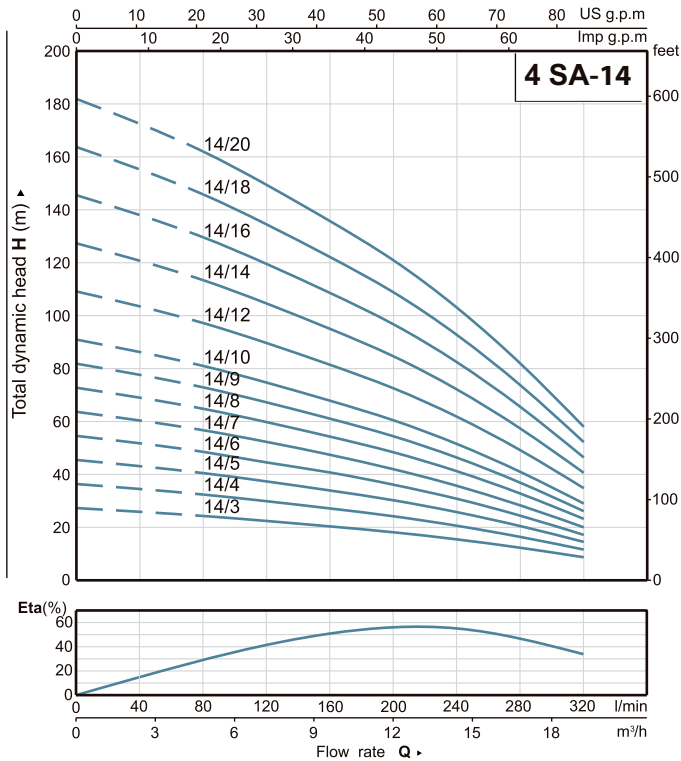
MODEL		P ₂		DELIVERY												
1~ 110V/220V	3~ 220V/380V	kW	HP	n≈3450 1/min												
				Q	0	1.2	2.4	3.6	4.8	6.0	7.2	8.4	9.6	10.8	12.0	13.2
					0	20	40	60	80	100	120	140	160	180	200	220
M9/3	9/3	0.75	1	H(m)	29	29	27	25	24	23	22	20	17	13	9	4
M9/4	9/4	0.92	1.25		39	38	36	34	32	31	29	26	22	18	12	6
M9/5	9/5	1.1	1.5		49	48	45	42	40	39	36	33	28	22	15	7
M9/6	9/6	1.3	1.75		58	58	54	51	48	46	44	39	34	26	18	9
M9/7	9/7	1.5	2		68	67	64	59	57	54	51	46	39	31	22	10
M9/9	9/9	1.8	2.5		87	86	82	76	73	69	66	59	50	40	28	13
M9/11	9/11	2.2	3		107	106	100	93	89	85	80	72	62	48	34	16
-	9/12	2.6	3.5		116	115	109	102	97	92	88	78	67	53	37	18
-	9/14	3	4		136	134	127	119	113	108	102	91	78	62	43	21
-	9/16	3.7	5		155	153	145	136	129	123	117	104	89	71	49	24
-	9/18	4	5.5		175	173	163	153	145	139	131	117	101	79	55	27
-	9/20	5	7		194	192	181	170	161	154	146	130	112	88	61	30
-	9/22	5.5	7.5		213	211	200	187	178	169	161	143	123	97	68	33
-	9/25	7	10		243	240	227	212	202	193	182	163	140	110	77	37
-	9/27	7.5	10		262	259	245	229	218	208	197	176	151	119	83	40

e replaced by any of



PERFORMANCE DATA 60Hz

MODEL		P ₂		DELIVERY n≈3450 1/min												
1~ 110V/220V	3~ 220V/380V	kW	HP	Q	0	1.8	3.6	5.4	7.2	9.0	10.8	12.6	14.4	16.2		
				m ³ /h l/min	0	30	60	90	120	150	180	210	240	270		
M11/3	11/3	0.92	1.25	H(m)	29	28	26	25	24	23	20	17	12	6		
M11/4	11/4	1.1	1.5		38	38	35	33	32	31	27	22	16	8		
M11/5	11/5	1.5	2		48	47	44	41	40	38	34	28	20	10		
M11/6	11/6	1.8	2.5		57	56	53	50	48	46	41	34	24	12		
M11/7	11/7	2.2	3		67	66	62	58	56	53	48	39	28	14		
M11/8	11/8	2.2	3		76	75	71	66	64	61	55	45	32	16		
-	11/9	2.6	3.5		86	85	79	74	72	69	61	50	36	18		
-	11/10	3	4		95	94	88	83	80	76	68	56	40	20		
-	11/11	3.7	5		105	104	97	91	88	84	75	61	44	22		
-	11/13	4	5.5		124	122	115	108	104	99	89	73	53	26		
-	11/15	5	7		143	141	132	124	120	115	102	84	61	30		
-	11/17	5.5	7.5		162	160	150	141	136	130	116	95	69	34		
-	11/20	7	10		190	188	176	165	160	153	136	112	81	40		
-	11/22	7.5	10		209	207	194	182	176	168	150	123	89	44		

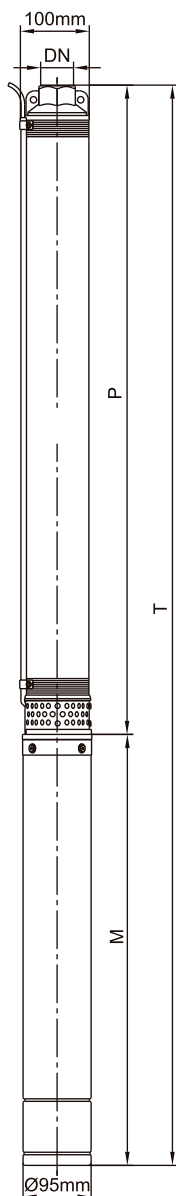


PERFORMANCE DATA 60Hz

MODEL		P ₂		DELIVERY n≈3450 1/min									
1~ 110V/220V	3~ 220V/380V	kW	HP	Q m³/h l/min	0	2.4	4.8	7.2	9.6	12	14.4	16.8	19.2
					0	40	80	120	160	200	240	280	320
M14/3	14/3	1.1	1.5	H(m)	27	26	24	22	20	18	15	12	9
M14/4	14/4	1.5	2		36	34	32	30	27	24	21	16	12
M14/5	14/5	1.8	2.5		45	43	40	37	34	30	26	20	14
M14/6	14/6	2.2	3		54	52	49	45	41	36	31	25	17
M14/7	14/7	2.2	3		63	60	57	52	47	42	36	29	20
-	14/8	2.6	3.5		72	69	65	60	54	48	41	33	23
-	14/9	3	4		81	77	73	67	61	54	46	37	26
-	14/10	3.7	5		90	86	81	74	67	60	51	41	29
-	14/12	4	5.5		109	103	97	89	81	73	62	49	35
-	14/14	5	7		127	120	113	104	94	85	72	57	41
-	14/16	5.5	7.5		145	138	130	119	108	97	82	66	46
-	14/18	7	10		163	155	146	134	122	109	93	74	52
-	14/20	7.5	10		181	172	162	149	135	121	103	82	58

MODEL		P ₂		DELIVERY n≈3450 1/min										
1~ 110V/220V	3~ 220V/380V	kW	HP	Q m³/h l/min	0	3	6	9	12	15	18	21	24	27
					0	50	100	150	200	250	300	350	400	450
M18/3	18/3	1.5	2	H(m)	25	25	24	22	20	18	16	13	11	7
M18/4	18/4	1.8	2.5		34	33	33	30	27	24	21	18	14	10
M18/5	18/5	2.2	3		42	41	41	37	34	30	26	22	18	12
-	18/6	2.6	3.5		51	50	49	45	41	36	31	27	21	15
-	18/7	3	4		59	58	57	52	48	42	36	31	25	17
-	18/8	3.7	5		67	66	65	59	54	48	42	35	29	19
-	18/9	4	5.5		76	75	73	67	61	54	47	40	32	22
-	18/10	5	7		84	83	81	74	68	60	52	44	36	24
-	18/11	5.5	7.5		93	91	90	82	75	66	57	49	39	27
-	18/12	5.5	7.5		101	99	98	89	81	72	63	53	43	29
-	18/13	7	10		110	108	106	97	88	78	68	58	46	32
-	18/14	7.5	10		118	116	114	104	95	84	73	62	50	34

DIMENSION AND WEIGHT

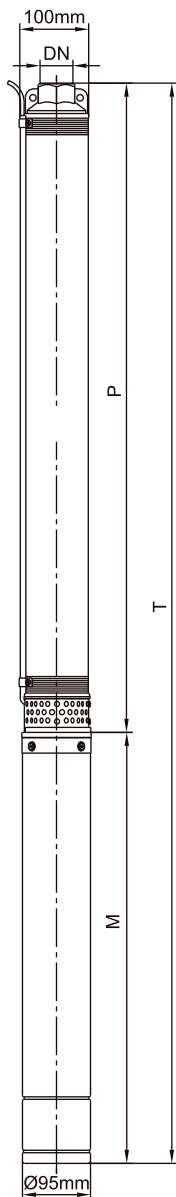


MODEL		DN	DIMENSION(mm)					WEIGHT(kg)				
1~ 110V / 220V	3~ 220V / 380V		P	M(S)	M(T)	T(S)	T(T)	P	M(S)	M(T)	T(S)	T(T)
M2/6	2/6	1¼"/1½"	370	316	316	686	686	3.0	6.7	5.8	9.7	8.8
M2/8	2/8	1¼"/1½"	418	331	331	749	749	3.5	7.3	7.3	10.8	10.8
M2/11	2/11	1¼"/1½"	491	361	346	852	837	4.2	8.7	8.0	12.9	12.2
M2/13	2/13	1¼"/1½"	540	381	361	921	901	4.7	9.8	8.7	14.5	13.4
M2/15	2/15	1¼"/1½"	589	401	381	990	970	5.2	10.3	9.8	15.5	15.0
M2/18	2/18	1¼"/1½"	661	426	401	1087	1062	6.0	11.7	10.3	17.7	16.3
M2/20	2/20	1¼"/1½"	742	451	426	1193	1168	6.5	12.9	11.7	19.4	18.2
M2/24	2/24	1¼"/1½"	839	492	451	1331	1290	7.4	15.7	12.9	23.1	20.3
M2/28	2/28	1¼"/1½"	936	532	492	1468	1428	8.4	17.7	15.7	26.1	24.1
-	2/33	1¼"/1½"	1057	-	532	-	1589	9.7	-	17.7	-	27.4
-	2/37	1¼"/1½"	1155	-	598	-	1753	10.7	-	19.8	-	30.5
-	2/41	1¼"/1½"	1284	-	633	-	1917	11.6	-	21.4	-	33.0
-	2/46	1¼"/1½"	1405	-	673	-	2078	12.9	-	23.7	-	36.6

MODEL		DN	DIMENSION(mm)					WEIGHT(kg)				
1~ 110V/220V	3~ 220V/380V		P	M(S)	M(T)	T(S)	T(T)	P	M(S)	M(T)	T(S)	T(T)
M3/5	3/5	1¼"/1½"	345	316	316	661	661	2.8	6.7	5.8	9.5	8.6
M3/7	3/7	1¼"/1½"	395	331	331	726	726	3.3	7.3	7.3	10.6	10.6
M3/9	3/9	1¼"/1½"	445	361	346	806	791	3.8	8.7	8.0	12.5	11.8
M3/11	3/11	1¼"/1½"	495	381	361	876	856	4.3	9.8	8.7	14.1	13.0
M3/13	3/13	1¼"/1½"	545	401	381	946	926	4.8	10.3	9.8	15.1	14.6
M3/15	3/15	1¼"/1½"	595	426	401	1021	996	5.3	11.7	10.3	17.0	15.6
M3/17	3/17	1¼"/1½"	644	451	426	1095	1070	5.7	12.9	11.7	18.6	17.4
M3/20	3/20	1¼"/1½"	750	492	451	1242	1201	6.5	15.7	12.9	22.2	19.4
M3/24	3/24	1¼"/1½"	850	532	492	1382	1342	7.5	17.7	15.7	25.2	23.2
-	3/28	1¼"/1½"	950	-	532	-	1482	8.4	-	17.7	-	26.1
-	3/32	1¼"/1½"	1049	-	598	-	1647	9.4	-	19.8	-	29.2
-	3/36	1¼"/1½"	1149	-	633	-	1782	10.4	-	21.4	-	31.8
-	3/40	1¼"/1½"	1248	-	673	-	1921	11.4	-	23.7	-	35.1

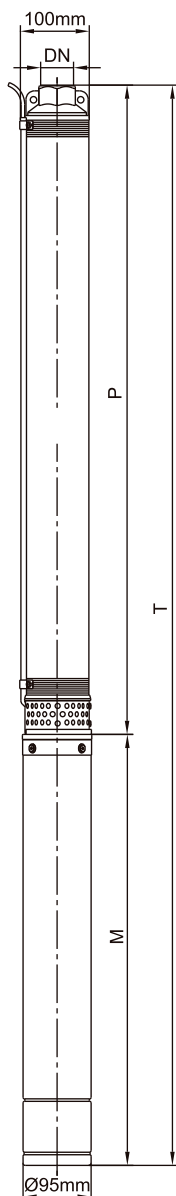
MODEL		DN	DIMENSION(mm)					WEIGHT(kg)				
1~ 110V/220V	3~ 220V/380V		P	M(S)	M(T)	T(S)	T(T)	P	M(S)	M(T)	T(S)	T(T)
M4/4	4/4	1¼"/1½"	328	316	316	644	644	2.6	6.7	5.8	9.3	8.4
M4/5	4/5	1¼"/1½"	355	331	331	686	686	2.8	7.3	7.3	10.1	10.1
M4/7	4/7	1¼"/1½"	409	361	346	770	755	3.4	8.7	8.0	12.1	11.4
M4/10	4/10	1¼"/1½"	490	401	381	891	871	4.2	10.3	9.8	14.5	14.0
M4/13	4/13	1¼"/1½"	571	451	426	1022	997	5.0	12.9	11.7	17.9	16.7
M4/15	4/15	1¼"/1½"	614	492	451	1106	1065	5.4	15.7	12.9	21.1	18.3
M4/18	4/18	1¼"/1½"	737	532	492	1269	1229	6.2	17.7	15.7	23.9	21.9
-	4/21	1¼"/1½"	817	-	532	-	1349	7.0	-	17.7	-	24.7
-	4/24	1¼"/1½"	898	-	598	-	1496	7.8	-	19.8	-	27.6
-	4/28	1¼"/1½"	1006	-	633	-	1639	8.8	-	21.4	-	30.2
-	4/31	1¼"/1½"	1086	-	673	-	1759	9.5	-	23.7	-	33.2
-	4/35	1¼"/1½"	1194	-	726	-	1920	10.6	-	25.5	-	36.1
-	4/39	1¼"/1½"	1333	-	776	-	2109	11.6	-	28.0	-	39.6

DIMENSION AND WEIGHT



MODEL		DN	DIMENSION(mm)					WEIGHT(kg)				
1-110V/220V	3-220V/380V		P	M(s)	M(T)	T(s)	T(T)	P	M(s)	M(T)	T(s)	T(T)
M5/3	5/3	1¼"1½"1/2"	309	316	316	625	625	2.4	6.7	5.8	9.1	8.2
M5/4	5/4	1¼"1½"1/2"	338	331	331	669	669	2.6	7.3	7.3	9.9	9.9
M5/6	5/6	1¼"1½"1/2"	397	361	346	758	743	3.2	8.7	8.0	11.9	11.2
M5/8	5/8	1¼"1½"1/2"	455	401	381	856	836	3.7	10.3	9.8	14.0	13.5
M5/11	5/11	1¼"1½"1/2"	543	451	426	994	969	4.5	12.9	11.7	17.4	16.2
M5/13	5/13	1¼"1½"1/2"	601	492	451	1093	1052	5.1	15.7	12.9	20.8	18.0
M5/16	5/16	1¼"1½"1/2"	689	532	492	1221	1181	5.9	17.7	15.7	23.6	21.6
-	5/19	1¼"1½"1/2"	808	-	532	-	1340	6.7	-	17.7	-	24.4
-	5/22	1¼"1½"1/2"	898	-	598	-	1496	7.5	-	19.8	-	27.3
-	5/25	1¼"1½"1/2"	983	-	633	-	1616	8.3	-	21.4	-	29.7
-	5/28	1¼"1½"1/2"	1071	-	673	-	1744	9.1	-	23.7	-	32.8
-	5/31	1¼"1½"1/2"	1159	-	726	-	1885	10.0	-	25.5	-	35.5
-	5/35	1¼"1½"1/2"	1307	-	776	-	2083	11.0	-	28.0	-	39.0
M7/3	7/3	1¼"1½"1/2"	331	331	331	662	662	3.1	7.3	7.3	10.4	10.4
M7/4	7/4	1¼"1½"1/2"	366	361	346	727	712	3.4	8.7	8.0	12.1	11.4
M7/5	7/5	1¼"1½"1/2"	401	381	361	782	762	3.7	9.8	8.7	13.5	12.4
M7/6	7/6	1¼"1½"1/2"	435	401	381	836	816	4.0	10.3	9.8	14.3	13.8
M7/7	7/7	1¼"1½"1/2"	470	426	401	896	871	4.3	11.7	10.3	16.0	14.6
M7/9	7/9	1¼"1½"1/2"	539	451	426	990	965	4.9	12.9	11.7	17.8	16.6
M7/11	7/11	1¼"1½"1/2"	608	492	451	1100	1059	5.4	15.7	12.9	21.1	18.3
M7/13	7/13	1¼"1½"1/2"	677	532	492	1209	1169	6.0	17.7	15.7	23.7	21.7
-	7/15	1¼"1½"1/2"	777	-	532	-	1309	6.6	-	17.7	-	24.3
-	7/17	1¼"1½"1/2"	846	-	598	-	1444	7.1	-	19.8	-	26.9
-	7/19	1¼"1½"1/2"	915	-	633	-	1548	7.7	-	21.4	-	29.1
-	7/22	1¼"1½"1/2"	1019	-	673	-	1692	8.5	-	23.7	-	32.2
-	7/25	1¼"1½"1/2"	1122	-	726	-	1848	9.4	-	25.5	-	34.9
-	7/28	1¼"1½"1/2"	1226	-	776	-	2002	10.2	-	28.0	-	38.2
-	7/31	1¼"1½"1/2"	1360	-	836	-	2196	11.1	-	30.0	-	41.1
-	7/34	1¼"1½"1/2"	1463	-	896	-	2359	11.9	-	34.0	-	45.9
M9/3	9/3	1¼"1½"1/2"	342	361	346	703	688	3.2	8.7	8.0	11.9	11.2
M9/4	9/4	1¼"1½"1/2"	380	381	361	761	741	3.5	9.8	8.7	13.3	12.2
M9/5	9/5	1¼"1½"1/2"	418	401	381	819	799	3.8	10.3	9.8	14.1	13.6
M9/6	9/6	1¼"1½"1/2"	456	426	401	882	857	4.1	11.7	10.3	15.8	14.4
M9/7	9/7	1¼"1½"1/2"	495	451	426	946	921	4.4	12.9	11.7	17.3	16.1
M9/9	9/9	1¼"1½"1/2"	571	492	451	1063	1022	4.9	15.7	12.9	20.6	17.8
M9/11	9/11	1¼"1½"1/2"	679	532	492	1211	1171	5.5	17.7	15.7	23.2	21.2
-	9/12	1¼"1½"1/2"	717	-	532	-	1249	5.8	-	17.7	-	23.5
-	9/14	1¼"1½"1/2"	793	-	598	-	1391	6.4	-	19.8	-	26.2
-	9/16	1¼"1½"1/2"	869	-	633	-	1502	7.0	-	21.4	-	28.4
-	9/18	1¼"1½"1/2"	945	-	673	-	1618	7.6	-	23.7	-	31.3
-	9/20	1¼"1½"1/2"	1021	-	726	-	1747	8.2	-	25.5	-	33.7
-	9/22	1¼"1½"1/2"	1098	-	776	-	1874	8.8	-	28.0	-	36.8
-	9/25	1¼"1½"1/2"	1212	-	836	-	2048	9.7	-	30.0	-	39.7
-	9/27	1¼"1½"1/2"	1320	-	896	-	2216	10.3	-	34.0	-	44.3

DIMENSION AND WEIGHT



MODEL		DN	DIMENSION(mm)					WEIGHT(kg)				
1~ 110V/220V	3~ 220V/380V		P	M(S)	M(T)	T(S)	T(T)	P	M(S)	M(T)	T(S)	T(T)
M11/3	11/3	2"	344	381	361	725	705	3.2	9.8	8.7	13.0	11.9
M11/4	11/4	2"	380	401	381	781	761	3.5	10.3	9.8	13.8	13.3
M11/5	11/5	2"	416	451	426	867	842	3.8	12.9	11.7	16.7	15.5
M11/6	11/6	2"	456	492	451	948	907	4.1	15.7	12.9	19.8	17.0
M11/8	11/8	2"	533	532	492	1065	1025	4.6	17.7	15.7	22.3	20.3
-	11/9	2"	571	-	532	-	1103	4.9	-	17.7	-	22.6
-	11/10	2"	609	-	598	-	1207	5.2	-	19.8	-	25.0
-	11/11	2"	647	-	633	-	1280	5.5	-	21.4	-	26.9
-	11/13	2"	755	-	673	-	1428	6.1	-	23.7	-	29.8
-	11/15	2"	831	-	726	-	1557	6.7	-	25.5	-	32.2
-	11/17	2"	907	-	776	-	1683	7.3	-	28.0	-	35.3
-	11/20	2"	1021	-	836	-	1857	8.2	-	30.0	-	38.2
-	11/22	2"	1098	-	896	-	1994	8.8	-	34.0	-	42.8

MODEL		DN	DIMENSION(mm)					WEIGHT(kg)				
1~ 110V/220V	3~ 220V/380V		P	M(S)	M(T)	T(S)	T(T)	P	M(S)	M(T)	T(S)	T(T)
M14/3	14/3	2"	397	401	381	798	778	3.9	10.3	9.8	14.2	13.7
M14/4	14/4	2"	453	451	426	904	879	4.3	12.9	11.7	17.2	16.0
M14/5	14/5	2"	509	492	451	1001	960	4.7	15.7	12.9	20.4	17.6
M14/6	14/6	2"	564	532	492	1096	1056	5.1	17.7	15.7	22.8	20.8
M14/7	14/7	2"	620	532	492	1152	1112	5.5	17.7	15.7	23.2	21.2
-	14/8	2"	676	-	532	-	1208	5.8	-	17.7	-	23.5
-	14/9	2"	764	-	598	-	1362	6.2	-	19.8	-	26.0
-	14/10	2"	820	-	633	-	1453	6.6	-	21.4	-	28.0
-	14/12	2"	931	-	673	-	1604	7.4	-	23.7	-	31.1
-	14/14	2"	1043	-	726	-	1769	8.1	-	25.5	-	33.6
-	14/16	2"	1155	-	776	-	1931	8.9	-	28.0	-	36.9
-	14/18	2"	1298	-	836	-	2134	9.6	-	30.0	-	39.6
-	14/20	2"	1410	-	896	-	2306	10.4	-	34.0	-	44.4

MODEL		DN	DIMENSION(mm)					WEIGHT(kg)				
1~ 110V/220V	3~ 220V/380V		P	M(S)	M(T)	T(S)	T(T)	P	M(S)	M(T)	T(S)	T(T)
M18/3	18/3	2"	428	451	426	879	854	4.2	12.9	11.7	17.1	15.9
M18/4	18/4	2"	497	492	451	989	948	4.6	15.7	12.9	20.3	17.5
M18/5	18/5	2"	565	532	492	1097	1057	5.1	17.7	15.7	22.8	20.8
-	18/6	2"	633	-	532	-	1165	5.5	-	17.7	-	23.2
-	18/7	2"	733	-	598	-	1331	6.0	-	19.8	-	25.8
-	18/8	2"	802	-	633	-	1435	6.4	-	21.4	-	27.8
-	18/9	2"	870	-	673	-	1543	6.9	-	23.7	-	30.6
-	18/10	2"	939	-	726	-	1665	7.4	-	25.5	-	32.9
-	18/11	2"	1006	-	776	-	1782	7.8	-	28.0	-	35.8
-	18/12	2"	1076	-	776	-	1852	8.2	-	28.0	-	36.2
-	18/13	2"	1144	-	836	-	1980	8.7	-	30.0	-	38.7
-	18/14	2"	1212	-	896	-	2108	9.1	-	34.0	-	43.1

Applications

For water supply from wells or reservoirs
 For domestic use, for civil and industrial applications
 For garden use and irrigation

Operating conditions

Speed : 3450 rpm
 Insulation class : F
 Protection grade : IP68
 Maximum fluid temperature up to + 35°C
 Minimum well diameter: 4"

Motor and Pump

Rewindable motor
 Single-phase : 220V-60 Hz.
 Three-phase : 380V-60 Hz.
 Equip with start control box or digital aut-control box
NEMA dimension standards

Options on request

Special mechanical seal
 Single-phase motor with built-in capacitor



Components	Material
Motor external casing	AISI 304 SS
Top chock	Cast iron covered by stainless steel plate
Bottom support	AISI 304 SS
Mechanical seal	Special seal for deep well(Graphite-Ceramic)
Shaft	AISI 304 SS
Seal lubricant oil	Oil for food machinery and pharmaceutic use.

PERFORMANCE DATA 60Hz

MODEL	P2		n 3450 1/min				
	KW	HP	Voltage (V)	Ph	In (A)	COS ϕ	η (%)
4YSM370	0,37	0,5	220 V	1	3,7	0,93	57
4YSM550	0,55	0,75			4,7	0,93	60
4YSM750	0,75	1			6,2	0,93	63
4YSM920	0,92	1,25			6,6	0,93	64
4YSM1100	1,1	1,5			8	0,93	66
4YSM1300	1,3	1,75			9	0,93	67
4YSM1500	1,5	2			10,5	0,93	68
4YSM1800	1,8	2,5			13	0,93	68,5
4YSM2200	2,2	3			15	0,93	69

PERFORMANCE DATA 60Hz

MODEL	P2		n 3450 1/min				
	KW	HP	Voltage (V)	Ph	In (A)	COS ϕ	η (%)
4YS370	0,37	0,5	380 V	3	1,4	0,75	58
4YS550	0,55	0,75			1,8	0,76	61
4YS750	0,75	1			2,5	0,77	64
4YS1100	1,1	1,5			3,2	0,78	67
4YS1500	1,5	2			4	0,79	69
4YS2200	2,2	3			6	0,8	71
4YS2600	2,6	3,5			6,5	0,81	71,5
4YS3000	3	4			8	0,81	72
4YS3700	3,7	5			9,3	0,82	73
4YS4000	4	5,5			10	0,82	74
4YS5000	5	7			12,3	0,83	74,5
4YS5500	5,5	7,5			13,4	0,83	75
4YS7000	7	10			15	0,84	75,5



www.sistema.it